

Smart Human Fall Detection System with Automated Safety Net and Emergency Response

V. Saketha¹, K. Hariansh Chary², N. Ramakrishna³, V. Dinesh Kumar⁴

¹Associate Professor, Dept. of EEE, Methodist College of Engineering and Technology, Hyderabad

^{2,3,4,5}B.E IV year, Dept. of EEE, Methodist College of Engineering and Technology, Hyderabad

Abstract

Falls are one of the major causes of serious injuries among elderly people, patients, and physically challenged individuals, especially when they are alone or not under continuous supervision. Lack of immediate medical assistance after a fall can increase the severity of injuries and may lead to critical health conditions. Therefore, an automatic fall detection and emergency response system is very important for improving human safety and healthcare monitoring. This paper presents the design and development of a Smart Human Fall Detection System with an Automated Safety Net and Emergency Response mechanism to reduce injuries and provide immediate assistance during fall incidents. The proposed system uses motion sensors such as an accelerometer and gyroscope to continuously monitor human body movements, tilt angles, and sudden changes in acceleration. When a fall is detected based on abnormal motion patterns, the microcontroller processes the sensor data and triggers the safety mechanism. An automated safety net mechanism is deployed using a motor driver to reduce the impact force during the fall and minimize injuries. At the same time, the system activates a buzzer alert to notify nearby people and sends an emergency alert message to caregivers or family members through a GSM or IoT communication module. The system can also send the location information using a GPS module to help emergency services reach the person quickly. The entire system is controlled by a microcontroller such as Arduino or ESP32, making it low cost, portable, and easy to install in homes, hospitals, and elderly care centers. The proposed system not only detects falls but also provides physical protection and emergency communication, which makes it more effective than existing fall detection systems. This system can be used as a smart healthcare monitoring and safety system to protect elderly people and patients from serious injuries caused by accidental falls.

Keywords: Fall Detection, Emergency Alert System, ESP32, Safety Net Automation, GSM Communication, GPS Tracking.

1. Introduction

Accidental falls are one of the leading causes of injuries among elderly people, physically challenged individuals, and patients recovering from illness or surgery. Falls can occur anywhere, including homes, hospitals, staircases, bathrooms, and public places, and they often result in serious injuries such as bone

fractures, head injuries, spinal cord injuries, and internal bleeding. In many cases, the severity of the injury increases because the person does not receive immediate medical assistance after the fall. This problem is more critical for elderly people who live alone, as they may not be able to call for help after falling. Therefore, there is a strong need for an intelligent system that can automatically detect falls and immediately inform caregivers or emergency services[1], [2].

In recent years, the development of smart healthcare systems has gained significant attention due to the rapid growth of the elderly population and the increasing demand for remote health monitoring systems. Smart healthcare systems use sensors, microcontrollers, communication modules, and Internet of Things (IoT) technology to monitor human health conditions and send alerts during emergency situations. Fall detection systems are an important part of smart healthcare because they help in monitoring the safety of elderly people and patients in real time. These systems can reduce the response time for medical assistance and help in preventing serious health complications.[3], [4]

Traditional fall detection methods mainly rely on human supervision, CCTV cameras, or manual alarm systems. However, these methods have several limitations. Continuous human monitoring is not always possible, especially in homes and small healthcare centers. Camera-based monitoring systems may create privacy issues and may not work properly in low-light conditions or when the person is outside the camera coverage area. Manual alarm systems require the person to press a button after falling, which may not be possible if the person is unconscious or severely injured. Due to these limitations, automatic fall detection systems using sensors and embedded systems have become more popular and reliable.[5], [6]

Sensor-based fall detection systems typically use accelerometers and gyroscopes to monitor body movement, acceleration, tilt angle, and orientation. When a person falls, there is a sudden change in acceleration and body angle, which can be detected by these sensors. The sensor data is processed by a microcontroller, which determines whether a fall has occurred based on predefined threshold values or algorithms. If a fall is detected, the system sends an alert message to caregivers or family members through communication modules such as GSM, Wi-Fi, or Bluetooth. These systems are widely used in wearable devices such as smart bands and smart watches[7], [8].

Although many fall detection systems are available, most of them only focus on detecting the fall and sending an alert message after the fall occurs. They do not provide any physical protection to reduce the impact of the fall. The actual injury usually occurs when the person hits the ground, not when the fall starts. Therefore, detecting the fall alone is not sufficient to prevent injuries. There is a need for a system that not only detects the fall but also takes preventive action during the fall to reduce the impact force and protect the person from serious injuries[9], [10].

To overcome this problem, the proposed system introduces an automated safety net mechanism that deploys immediately when a fall is detected. The safety net is controlled by a motor mechanism connected to the microcontroller. When the system detects a fall, it activates the motor, which quickly deploys the safety net to reduce the impact of the fall. This mechanism helps in minimizing injuries and provides an additional layer of protection compared to traditional fall detection systems. This combination of fall detection and automated safety response makes the system more advanced and effective[11], [12].

In addition to the safety net mechanism, the system also includes an emergency communication module that sends alert messages to predefined contacts such as family members, caregivers, or nearby hospitals. The communication can be done using GSM modules for SMS alerts or IoT platforms for internet-based notifications. The system can also include a GPS module to send the location of the person during the emergency situation. This feature is very useful when the person falls outside the home or in an unknown location[13], [14].

The system is designed using a microcontroller platform such as Arduino or ESP32, which acts as the central control unit of the system. The microcontroller receives data from sensors, processes the data, detects falls, and controls the safety net mechanism, buzzer alert, and communication modules. The use of microcontrollers makes the system low cost, energy efficient, and easy to implement. The system can be installed in homes, hospitals, old-age homes, and rehabilitation centers to monitor patient safety continuously[15], [16].

The integration of multiple technologies such as sensors, embedded systems, motor control, communication modules, and IoT makes this system a smart and intelligent safety solution. The system continuously monitors human movement, detects abnormal motion patterns, activates safety mechanisms, and sends emergency alerts automatically without human intervention. This reduces the response time during emergency situations and improves the chances of quick medical assistance[17].

The main objective of this project is to design and develop a Smart Human Fall Detection System with an Automated Safety Net and Emergency Response system that can detect falls accurately, reduce the impact of falls using a safety net mechanism, and send emergency alerts with location information to caregivers or emergency services. The proposed system aims to improve the safety of elderly people and patients by combining fall detection, injury prevention, and emergency communication into a single integrated system. This system can play an important role in smart healthcare and patient monitoring applications and can help in reducing injuries and saving lives[18].

2. Methodology

The methodology of the Smart Human Fall Detection System with Automated Safety Net and Emergency Response is based on continuous motion monitoring, fall detection processing, automatic safety mechanism activation, and emergency communication. The system uses motion sensors such as an accelerometer and gyroscope (MPU6050) to continuously monitor human body movements, acceleration, tilt angle, and orientation. The sensor data is continuously sent to a microcontroller such as Arduino or ESP32, which acts as the central processing unit of the system. The microcontroller processes sensor data using predefined threshold values and fall detection algorithms to identify abnormal motion patterns such as sudden acceleration, rapid tilt angle change, and inactivity after movement, which indicate a fall event. When the system detects a fall, it immediately activates the automated safety net mechanism using a motor driver connected to a DC motor or servo motor. The motor quickly deploys a safety net or cushioning mechanism to reduce the impact force when the person hits the ground, thereby minimizing injuries. At the same time, the system activates a

buzzer alarm to alert nearby people and sends an emergency alert message to predefined contacts such as family members, caregivers, or medical services through a GSM module or Wi-Fi communication module. The system can also use a GPS module to send the exact location coordinates along with the

emergency message so that help can reach quickly. The entire system operates on a regulated power supply and is designed to be compact, low cost, portable, and easy to install in homes, hospitals, and elderly care centers. Thus, the methodology integrates fall detection, automated injury prevention, and emergency communication into a single smart safety system.

3. Working

The working of the Smart Human Fall Detection System with Automated Safety Net and Emergency Response is based on continuous motion monitoring, fall detection processing, automatic safety deployment, and emergency communication. The system begins its operation by continuously monitoring the movement of the person using motion sensors such as an accelerometer and gyroscope sensor. These sensors measure acceleration, tilt angle, angular velocity, and body orientation in real time. The sensor data is continuously sent to the microcontroller such as Arduino or ESP32, which processes the data using programmed threshold values and fall detection logic. During normal walking, sitting, or standing conditions, the sensor values remain within a normal range, but when a fall occurs, there is a sudden increase in acceleration, followed by a rapid tilt angle change and then a short period of inactivity. The microcontroller compares these values with predefined threshold limits and identifies the condition as a fall event.

Once the fall is detected, the microcontroller immediately sends control signals to the servo motors mounted on the vertical support frame of the system. The servo motors rotate at specific angles and deploy mechanical support arms or a safety net mechanism designed to reduce the impact force of the fall. This mechanism either supports the person before hitting the ground or slows down the fall, thereby minimizing injuries. The use of multiple servo motors at different heights allows staged deployment of the safety mechanism, providing better protection.

At the same time, the system activates an alert mechanism such as a buzzer or LED indicator to alert nearby people. Simultaneously, the communication module such as GSM or Wi-Fi sends an emergency alert message to predefined contacts like family members, caregivers, or medical services. If a GPS module is integrated, the system also sends the real-time location coordinates along with the alert message so that emergency responders can reach the person quickly.

After the emergency alert is sent and the safety mechanism is deployed, the system remains in alert mode until it is manually reset or automatically reset after a certain time. The entire system operates on a regulated power supply and is designed to work continuously for real-time monitoring. Thus, the system integrates sensor-based fall detection, embedded system control, motor-based safety deployment, and emergency communication to provide a complete safety and emergency response system for elderly and patient monitoring applications.

Smart Human Fall Detection System with Automated Safety Net and Emergency Response

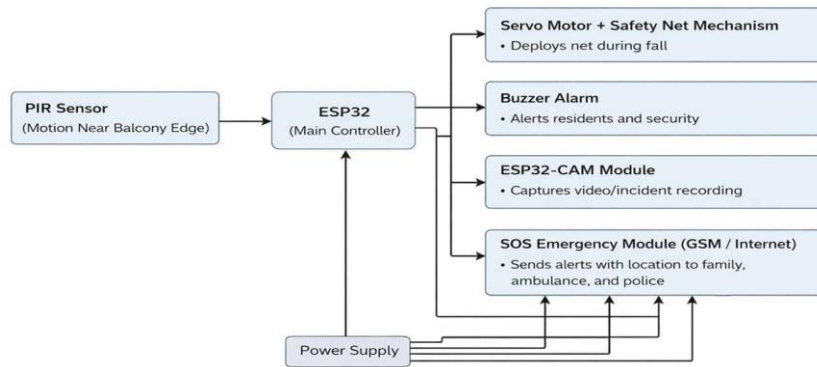


Figure 1 Block Diagram.




Figure 2 Before Working.




Figure 3 Top View

4. Results




Figure 4 While Working

The output model of the Smart Human Fall Detection System with Automated Safety Net and Emergency Response works on the principle of sensor-based fall detection and automatic mechanical safety deployment using a microcontroller controlled servo motor mechanism. In this system, motion sensors such as an accelerometer and gyroscope continuously monitor the movement, acceleration, and tilt angle of the human body, and the sensor data is sent to the microcontroller (Arduino/ESP32) for processing. Under normal conditions, the sensor values remain within a predefined range, but when a fall occurs, there is a sudden change in acceleration and body orientation, which is detected by the microcontroller using threshold-based fall detection logic. Once the fall is detected, the microcontroller sends control signals to multiple servo motors mounted along the vertical support frame, which rotate and deploy mechanical support arms or a safety net mechanism to reduce the impact force of the fall and provide physical support. At the same time, the system activates an alert indicator such as an LED or buzzer and can also send an emergency alert message through a GSM or IoT communication module to caregivers or family members. The entire system is powered by a regulated power supply and operates based on embedded programming that integrates sensor data processing, motor control, and emergency communication. Thus, the system combines fall detection, automatic safety mechanism deployment, and emergency alert generation to provide a complete smart safety solution for elderly and patient monitoring applications.

5. Advantages

- ❖ The system is used in elderly care homes to monitor elderly people and detect accidental falls automatically.
- ❖ The system can be installed in smart homes to monitor individuals living alone and send emergency alerts during falls.
- ❖ The system is used in hospitals to monitor patients who are at risk of falling during recovery or movement.
- ❖ The system is useful in rehabilitation centers for monitoring patients undergoing physiotherapy and mobility training.
- ❖ The system can be installed in old age homes to monitor multiple residents and improve their safety.
- ❖ The system can be used in industries to improve worker safety by detecting falls and sending alerts.

6. Applications

- ❖ Used in elderly care homes.
- ❖ Used in smart homes for safety monitoring. Used in hospitals for patient monitoring.
- ❖ Used in rehabilitation centers. Used in old age homes.
- ❖ Used in industrial worker safety.

7. Conclusion

In this project, a Smart Human Fall Detection System with Automated Safety Net and Emergency Response has been successfully designed and developed to improve the safety of elderly people, patients, and physically challenged individuals who are at risk of accidental falls. The system continuously monitors human body movements using motion sensors such as an accelerometer and gyroscope to detect sudden changes in acceleration, tilt angle, and body orientation that indicate a fall. Once a fall is detected, the microcontroller processes the sensor data and immediately activates the automated safety mechanism using servo motors to deploy a safety net or support structure that reduces the impact force of the fall and minimizes the chances of serious injuries. At the same time, the system activates an alert indicator such as a buzzer or LED and sends an emergency alert message to predefined contacts through GSM or IoT communication modules, and the location information can also be sent using a GPS module to ensure quick medical assistance. The integration of fall detection, automated injury prevention, and emergency communication makes this system more advanced and reliable compared to traditional fall detection systems that only provide alert messages. The prototype model demonstrates the practical implementation of sensor-based monitoring, embedded system control, and motor-based safety mechanism deployment. The system is designed to be low cost,

compact, and easy to install in homes, hospitals, and elderly care centers. Overall, the proposed system provides an effective solution for real-time fall detection and emergency response, helping to reduce injuries, improve safety, and support smart healthcare monitoring systems, and it can be further enhanced by integrating artificial intelligence, mobile applications, and cloud-based health monitoring systems in the future.

8. Future Scope

The future scope of the Smart Human Fall Detection System with Automated Safety Net and Emergency Response can be extended by integrating advanced technologies such as Artificial Intelligence, Machine Learning, and Computer Vision to improve fall detection accuracy and reduce false alarms. In future developments, the system can be connected to cloud platforms for real-time health monitoring, data storage, and remote access by doctors or caregivers through mobile applications. The safety mechanism can be improved by designing faster and more flexible automated airbag or smart cushioning systems instead of a mechanical safety net to provide better protection during falls. The system can also be integrated with wearable devices such as smart bands or smart watches for continuous health and movement monitoring. GPS and IoT technologies can be enhanced to provide real-time location tracking and emergency navigation support for medical services. Battery optimization and wireless power systems can be implemented to make the system portable and energy efficient. The system can also be used in hospitals, construction sites, industries, and elderly care homes for continuous safety monitoring. In the future, the system can be converted into a complete smart healthcare monitoring system that monitors heart rate, body temperature, and activity level along with fall detection to provide a complete health and safety solution.

References

1. N. Nireekshana, A. Archana, and K. Pullareddy, "A Classical H6 Topology for Modern PV Inverter Design," in *Power Energy and Secure Smart Technologies*, CRC Press, 2025, pp. 1–7. Accessed: Nov. 12, 2025. [Online]. Available: <https://www.taylorfrancis.com/chapters/edit/10.1201/9781003661917-1/classical-h6-topology-modern-pv-inverter-design-namburi-nireekshana-archana-pullareddy-kanth-rajini>
2. C. P. Prasad and N. Nireekshan, "A Higher Voltage Multilevel Inverter with Reduced Switches for Industrial Drive," *Int. J. Sci. Eng. Technol. Res. IJSETR*, vol. 5, no. 1, 2016, Accessed: Nov. 12, 2025. [Online]. Available: https://methodist.edu.in/web/uploads/naac/2019-11-19%2012_24_22pm%2092.pdf
3. N. Namburi Nireekshana and K. R. Kumar, "A Modern Distribution Power Flow Controller With A PID-Fuzzy Approach: Improves The Power Quality", Accessed: Nov. 12, 2025. [Online]. Available: https://www.academia.edu/download/112956747/ijeer_120124.pdf
4. N. Nireekshana, N. Ravi, and K. R. Kumar, "A Modern Distribution Power Flow Controller With A PID-Fuzzy Approach: Improves The Power Quality," *Int. J. Electr. Electron. Res.*, vol. 12, no. 1, pp. 167–171, 2024.
5. N. Nireekshana, R. Ramachandran, and G. V. Narayana, "A New Soft Computing Fuzzy Logic Frequency Regulation Scheme for Two Area Hybrid Power Systems," *Int. J. Electr. Electron. Res.*, vol. 11, no. 3, pp. 705–710, 2023.

6. N. Nireekshana, R. Ramachandran, and G. Narayana, "A Novel Swarm Approach for Regulating Load Frequency in Two-Area Energy Systems," *Int J Electr Electron Res*, vol. 11, pp. 371–377, 2023.
7. N. Nireekshana, R. Ramachandran, and G. V. Narayana, "A Peer Survey on Load Frequency Control in Isolated Power System with Novel Topologies," *Int J Eng Adv Technol IJEAT*, vol. 11, no. 1, pp. 82–88, 2021.
8. N. Nireekshana, "A POD Modulation Technique Based Transformer less HERIC Topology for PV Grid Tied-Inverter," in *E3S Web of Conferences*, EDP Sciences, 2025, p. 01001. Accessed: Nov. 12, 2025. [Online]. Available: https://www.e3s-conferences.org/articles/e3sconf/abs/2025/16/e3sconf_icregcsd2025_01001/e3sconf_icregcsd2025_01001.html
9. N. Nireekshana, K. P. Reddy, A. Archana, and P. R. Kanth, "Solar-Assisted Smart Driving System for Sustainable Transportation," *Int. J. Innov. Sci. Res. Technol.*, vol. 10, no. 8, pp. 168–173, 2025.
10. N. Nireekshana, M. A. Goud, R. B. Shankar, and G. N. S. Chandra, "Solar Powered Multipurpose Agriculture Robot," *Int. J. Innov. Sci. Res. Technol.*, vol. 8, no. 5, p. 299, 2023.
11. N. NIREEKSHANA, A. SHIVA, A. FURKHAN, M. SRIDHAR, A. OMPRAKASH, and K. K. SHIVA, "SIX PULSE TYPE SEGMENTED THYRISTOR CONTROLLED REACTOR WITH FIXED CAPACITOR FOR REACTIVE POWER COMPENSATION," *Int. J.*, pp. 3153–3159, 2024.
12. N. Nireekshana, "Reactive Power Compensation in High Power Applications by Bidirectional Cascaded H-Bridge Based Statcom", Accessed: Nov. 12, 2025. [Online]. Available: https://methodist.edu.in/web/uploads/naac/2019-11-19%2012_45_47pm%20152.pdf
13. N. Nireekshana, G. M. Krishna, A. George Muller, K. Sai Manideep, and M. Abdul Mukheem, "Power Quality Improving using FCL and DVR," *Int. J. Innov. Sci. Res. Technol. IJISRT*, pp. 624–632, May 2024, doi: 10.38124/ijisrt/IJISRT24MAY025.
14. N. Nireekshana, R. Ramachandran, and G. V. Narayana, "Novel Intelligence ANFIS Technique for Two-Area Hybrid Power System's Load Frequency Regulation," in *E3S Web of Conferences*, EDP Sciences, 2024, p. 02005. Accessed: Nov. 12, 2025. [Online]. Available: https://www.e3s-conferences.org/articles/e3sconf/abs/2024/02/e3sconf_icregcsd2023_02005/e3sconf_icregcsd2023_02005.html
15. R. Jatoth and N. Nireekshana, "Improvement of Power Quality in Grid Connected Non Conventional Energy Sources at Distribution Loads," *Grenze Int J Eng Technol GIJET*, vol. 4, no. 3, 2018, Accessed: Nov. 12, 2025. [Online]. Available: https://methodist.edu.in/web/uploads/naac/2019-11-19%2012_58_06pm%20201.pdf
16. N. Nireekshana, R. R. Chandran, and G. V. Narayana, "Frequency Regulation in Two Area System with PSO Driven PID Technique," *J Power Electron Power Syst*, vol. 12, no. 2, pp. 8–20, 2022.
17. Namburi Nireekshana, M. Anil Goud, R. Bhavani Shankar, and G. Nitin Sai Chandra, "Solar Powered Multipurpose Agriculture Robot," May 2023, doi: 10.5281/ZENODO.7940166.
18. Namburi Nireekshana, Onteru Divya, Mohammed Abdul Saquib Adil, Rathod Rahul, and Mohammed Shoaib Mohiuddin, "An Innovative SSSC Device for Power Quality



Enhancement,” Feb. 2024, doi: 10.5281/ZENODO.10670526.